



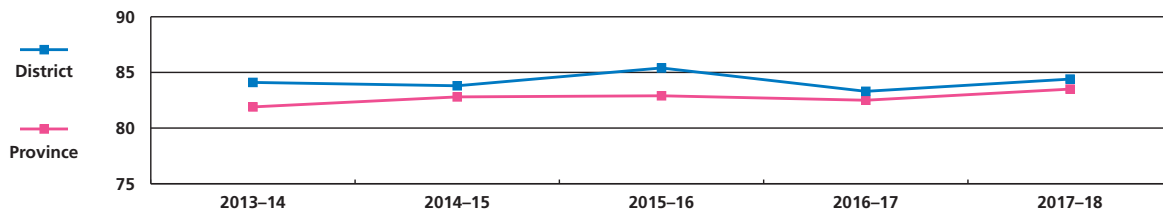
District Achievement Results 2017–18

ENGLISH
LANGUAGE ARTS

ENGLISH LANGUAGE ARTS – GRADE 6

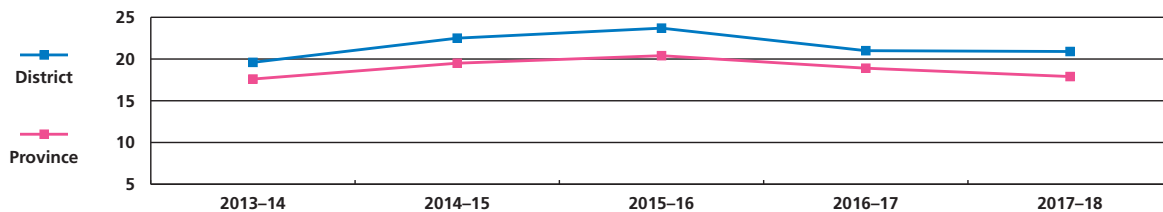
Grade 6 English Language Arts – percentage of students meeting acceptable standard

Year	2013–14	2014–15	2015–16	2016–17	2017–18
District	84.1	83.8	85.4	83.3	84.4
Province	81.9	82.8	82.9	82.5	83.5



Grade 6 English Language Arts – percentage of students meeting standard of excellence

Year	2013–14	2014–15	2015–16	2016–17	2017–18
District	19.6	22.5	23.7	21.0	20.9
Province	17.6	19.5	20.4	18.9	17.9



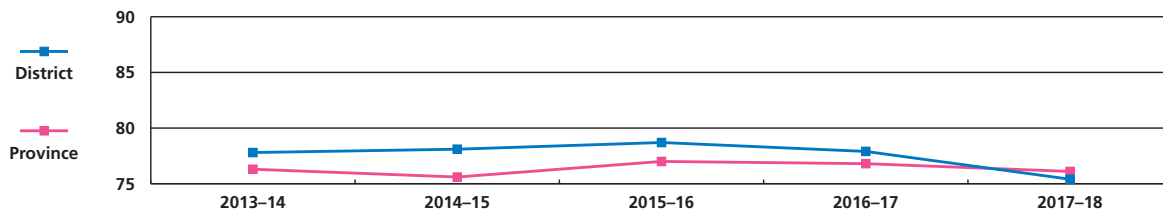
Note: Students writing core achievement tests in French are included in data.

* Cohort Reporting takes into account all students registered at each grade level, not just students who wrote the tests.

ENGLISH LANGUAGE ARTS – GRADE 9

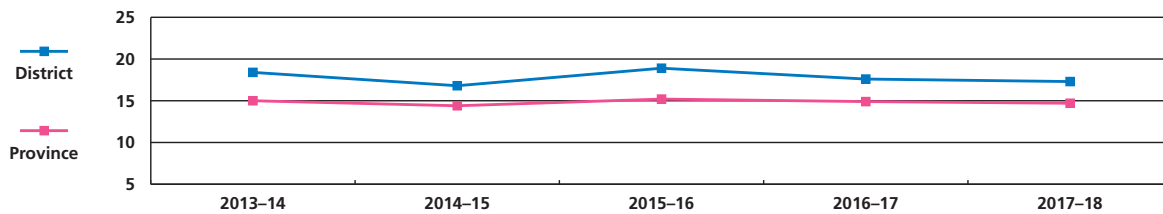
Grade 9 English Language Arts – percentage of students meeting acceptable standard

Year	2013–14	2014–15	2015–16	2016–17	2017–18
District	77.8	78.1	78.7	77.9	75.4
Province	76.3	75.6	77.0	76.8	76.1



Grade 9 English Language Arts – percentage of students meeting standard of excellence

Year	2013–14	2014–15	2015–16	2016–17	2017–18
District	18.4	16.8	18.9	17.6	17.3
Province	15.0	14.4	15.2	14.9	14.7



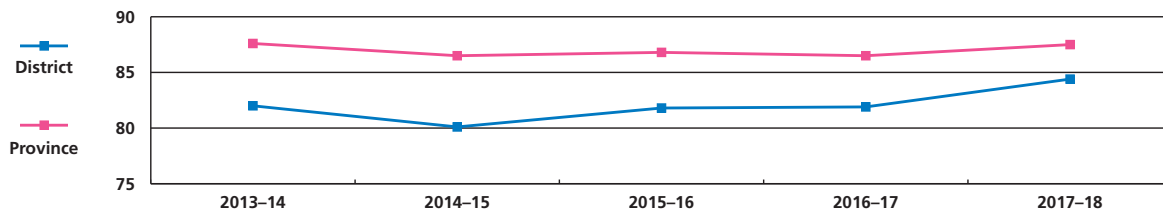
Note: Students writing core achievement tests in French are included in data.

* Cohort Reporting takes into account all students registered at each grade level, not just students who wrote the tests.

ENGLISH LANGUAGE ARTS 30-1

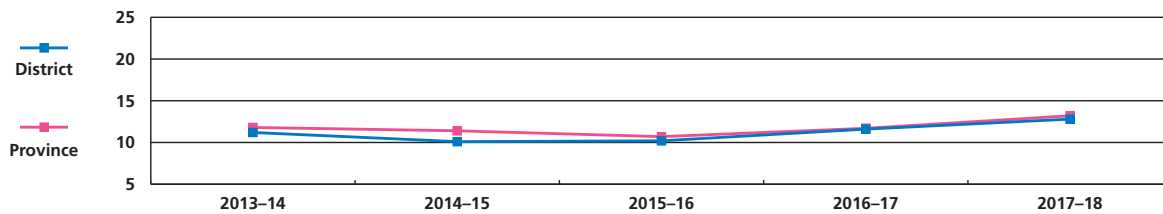
English Language Arts 30-1 – percentage of students meeting acceptable standard

Year	2013–14	2014–15	2015–16	2016–17	2017–18
District	82.0	80.1	81.8	81.9	84.4
Province	87.6	86.5	86.8	86.5	87.5



English Language Arts 30-1 – percentage of students meeting standard of excellence

Year	2013–14	2014–15	2015–16	2016–17	2017–18
District	11.2	10.1	10.2	11.6	12.8
Province	11.8	11.4	10.7	11.7	13.2



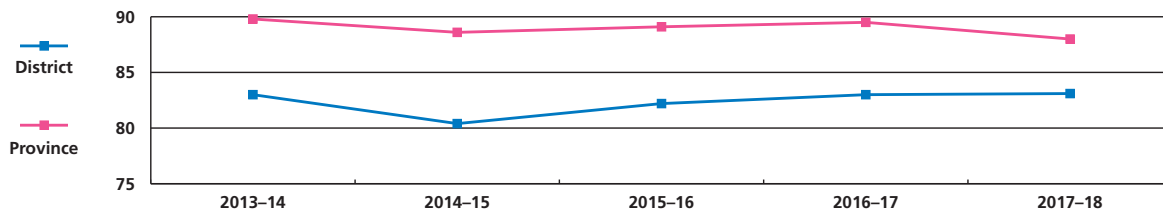
Note: Students writing core achievement tests in French are included in data.

* Cohort Reporting takes into account all students registered at each grade level, not just students who wrote the tests.

ENGLISH LANGUAGE ARTS 30-2

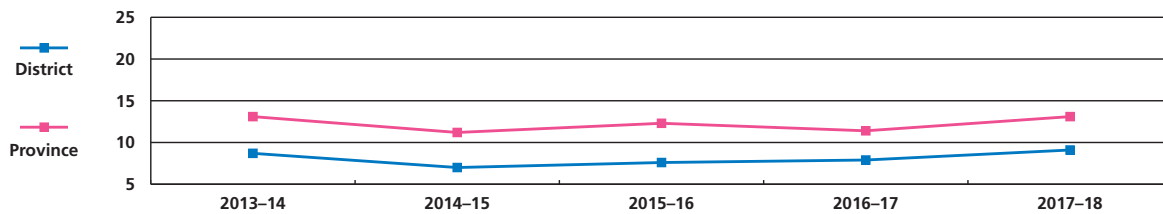
English Language Arts 30-2 – percentage of students meeting acceptable standard

Year	2013–14	2014–15	2015–16	2016–17	2017–18
District	83.0	80.4	82.2	83.0	83.1
Province	89.8	88.6	89.1	89.5	88.0



English Language Arts 30-2 – percentage of students meeting standard of excellence

Year	2013–14	2014–15	2015–16	2016–17	2017–18
District	8.7	7.0	7.6	7.9	9.1
Province	13.1	11.2	12.3	11.4	13.1



Note: Students writing core achievement tests in French are included in data.

* Cohort Reporting takes into account all students registered at each grade level, not just students who wrote the tests.